

## Sink Quadra

Kitchen Sinks

Code: 1215 050



### DETAILS

Edge/Installation Type	Flush-mount   Top-mount
Finish	Foster brushed
Material	AISI 304 stainless steel
Texture	Brushed in line
Base	60 cm
Dimensions	564x464 mm
Standard fittings	Fixing hooks, gasket, drain, overflow and siphon, boxed packing
Mixer holes	No standard holes
Built-in hole	View technical data sheet

Drainer	No
---------	----

Width	56 cm
-------	-------

Bowl dimension	500 x 400 mm
----------------	--------------

Number of bowls	1 bowl
-----------------	--------

Waste fitting	3,5" drain
---------------	------------

## FEATURES

Basket 3,5" waste fitting	The drain is equipped with a large 3.5" drain, with the practical basket cap that prevents the discharge of solid parts.
---------------------------	--

Deep bowls	This bowls reach an important depth, over 20 cm, thanks to the advanced production technology, that can be offer great capieny and practicity in all the washing operations.
------------	--

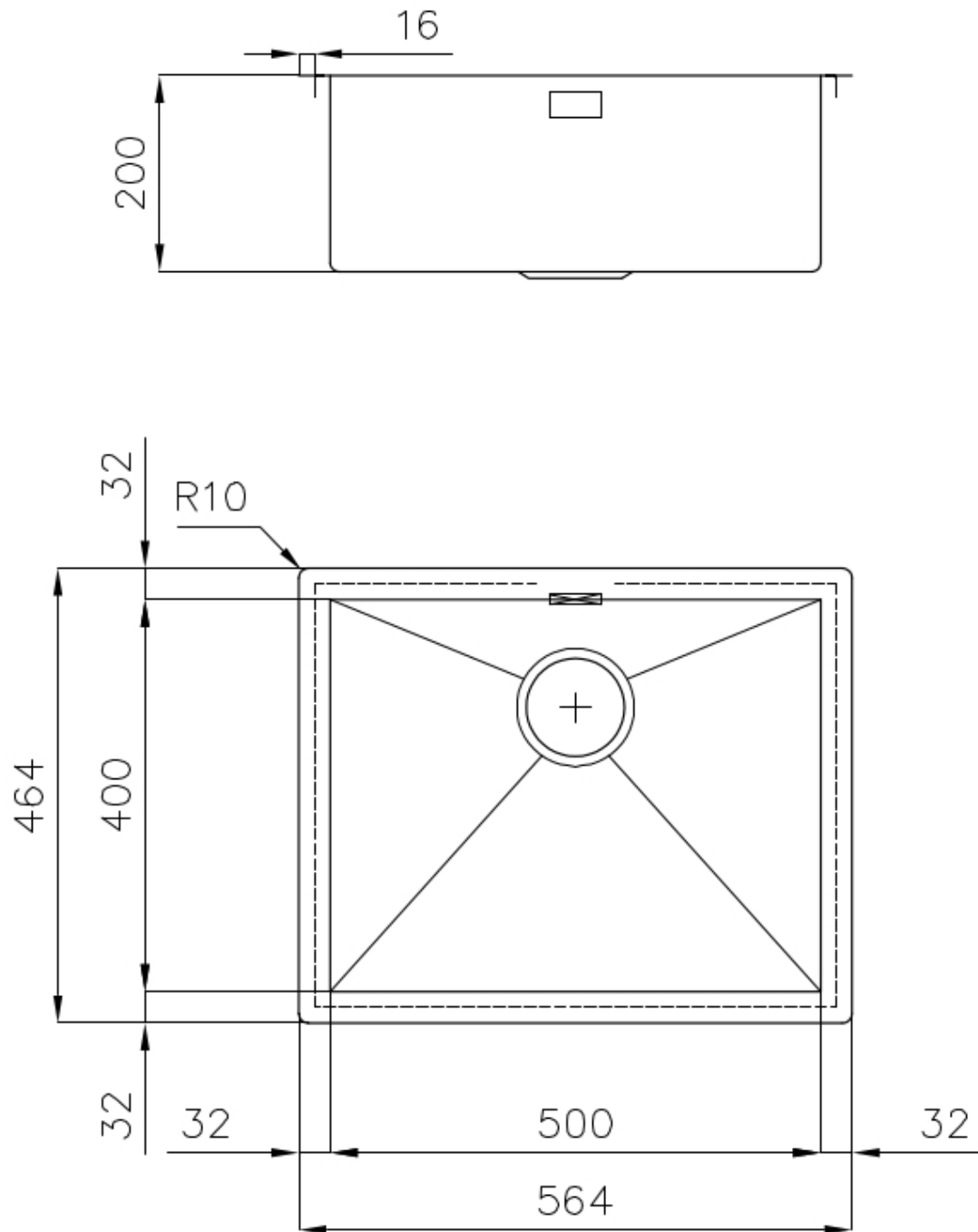
Diamond-shape bottom	The draining of water is an important feature in a sink, and it's always taken good care of in Foster products. In the bent-welded sinks, which would have a flat bottom, the proper draining is guaranteed by the elegant beveling, which helps the water flow.
----------------------	--

High thickness	1mm thick steel. A significant thickness, which guarantees the maximum sturdiness and durability.
----------------	---

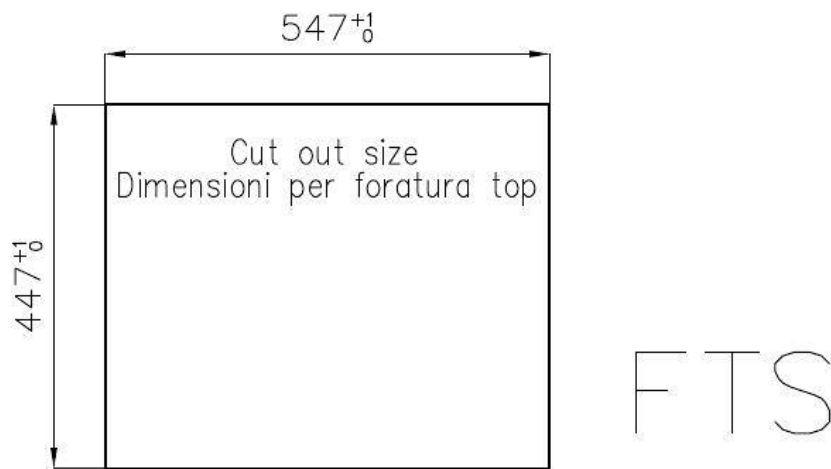
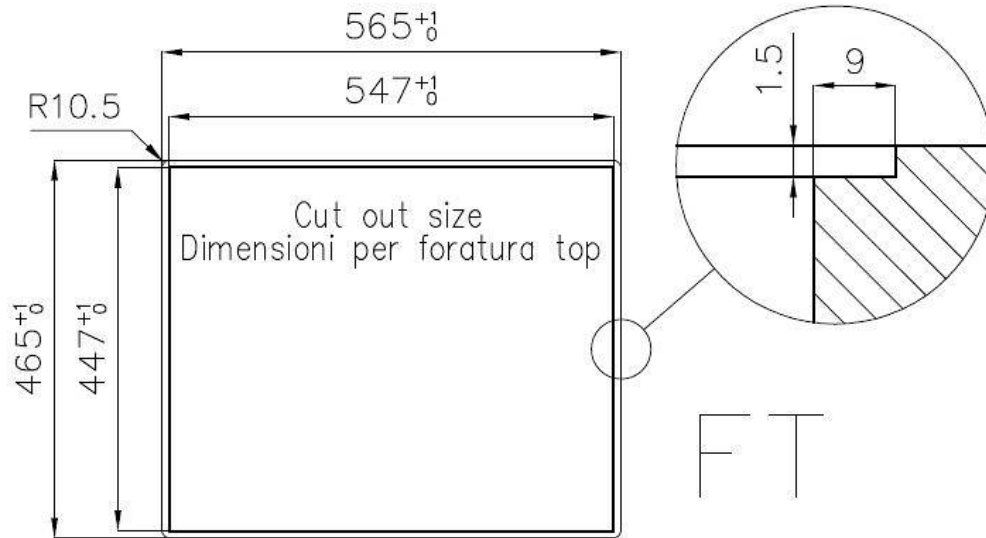
Perimetral overflow	The overflow is always a security on the Foster sinks that prevents the overflow of water in case of oversights. The perimeter drain solution improves aesthetics thanks to its square and essential shape.
---------------------	---

Squared bowls - 0/9 radius	The square bowls of Foster have perfectly squared vertical edges, while those on the bottom have a small radius of 9 mm that facilitates cleaning operations.
----------------------------	---

## TECHNICAL DATA



## Lavello serie Quadra cod. 1215/050



### OPTIONAL ACCESSORIES



**Cestello inox**  
8612 000



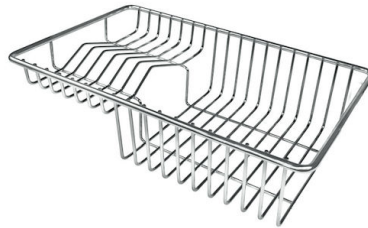
**Glass chopping board**  
8631 300



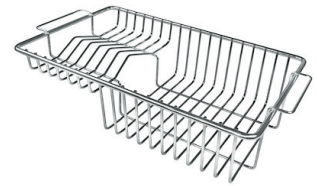
**HDPE Chopping board**  
8657 001



**HPDE Twin chopping board**  
8644 101



**Stainless steel plate rack**  
8100 303  
\* only in combination with the accessory  
8644 101



**Stainless steel plate rack**  
8100 201



**Stainless steel plate rack only  
usable in combination with the  
accessories 8644 003**  
8100 154



**White bowl**  
8153 100



**Graters kit with ring-holder and  
food collection tray**  
8159 101  
\* only in combination with the accessory  
8644 101



**Stainless steel perforated tray**  
8151 000  
\* only in combination with the accessory  
8644 101

## OPTIONAL AUTOMATIC WASTE FITTINGS



**Automatic waste fitting - PM**  
8407 113



**Space automatic waste fitting - PA**  
8407 108



**Space automatic waste fitting - PE**  
8407 109



**Space Light automatic waste fitting  
- PL**  
8407 117



**Space Milano automatic waste  
fitting**  
8407 115



**Space Push automatic waste fitting  
- PP**  
8407 116